

One-Dimensional Filamentary Multiparticle Quantum Structures Arising in the Plane Transverse to External Homogeneous Magnetic Field

Vladimir V. Lugovoi

Physical-Technical Institute of Uzbek Academy of Science, Tashkent, Uzbekistan
Email: lugovoi@uzsci.net

Received 27 April 2015; accepted 27 June 2015; published 30 June 2015

Copyright © 2015 by author and Scientific Research Publishing Inc.
This work is licensed under the Creative Commons Attribution International License (CC BY).
<http://creativecommons.org/licenses/by/4.0/>



Open Access

Abstract

It is shown that a single-particle wave function Ψ , obtained (Landau, 1930) as a solution of the Schrödinger equation (for a charged particle in a homogeneous magnetic field), and an operator relation of $\hat{p} = m\hat{v}$ (or equation $\hat{p}\Psi = m\frac{d\hat{x}}{dt}\Psi$) lead to the dynamic description of one-dimensional many-particle quantum filamentary states. Thus, one can overcome the problem, connected with the finding of many-body wave function as solution of the Schrödinger equation with a very tangled Hamiltonian for multi-body system. An effect of nonlocality appears. The dependence of the linear density of particles on the magnetic field and on the number of particles in the one-dimension filamentary multiparticle quantum structure is calculated.

Keywords

Quantum Mechanics, Trajectory of Quantum Ensemble, Quantum Turning Points, Many-Particle Filamentary States, Magnetic Field, Effect of Nonlocality, Linear Density of Particles

1. Introduction

There is a set of interesting questions which have no clear answers. Why is our world not the continuous medium of particles? Why are there infinitely great variety of structures? The micro structures are the cornerstones of all macro structures. At the same time, the micro structures are described by quantum theory. Therefore, it would be interesting to find the answer to a question: what is the cause for arising of the quantum struc-

tures? Why are ones of them stable, whereas others exist during only very short time interval? Here, we try to find the beginning of the answer to these questions.

Our attempt will be done for a particular case. The subject of our investigation is the motion of charged particles in a spatially homogeneous magnetic field. In the non-relativistic quantum mechanics, the Schrödinger equation for a particle in the homogeneous magnetic field was decided long ago (Landau, 1930), and the wave function and the energy spectrum were obtained [1]. In [1], it is shown also that an energy of the particle is quantized only in the (x, y) plane transverse to the \mathbf{B} vector ($B_x = 0$, $B_y = 0$, $B_z = |\mathbf{B}|$) of the external homogeneous magnetic field (whereas along the magnetic field (z axis) and along the x axis, the momentum p_z, p_x projections of particle can be varied continuously). In [1], the wave function $\Psi_n(y)$ for description of the motion along the line (axis y) in this (x, y) plane coincides with the wave function of a linear oscillator with quantum number of n . We use these theoretical results [1]. For our investigation, it is also extremely important to interpret the wave function strictly within the theory of statistical quantum ensembles [2]. Below, in Section 2, it is discussed in detail and allows us to consider the concept of motion of statistical quantum ensemble. In Sections 3-4, for dynamical description of its motion in the plane transverse to the vector of the external homogeneous magnetic field we propose to use the well-known relation between the operators of the momentum, velocity, coordinate, mass, and time $\hat{p} = m\hat{v} = m\frac{d\hat{y}}{dt}$ [2]. This operator relation leads to an equation

$\hat{p}\Psi_n = m\frac{d\hat{y}}{dt}\Psi_n$. The solutions of this equation present the greatest interest. These solutions are obtained and discussed in Sections 4-5.

Obtained trajectories (dependence of coordinates on time) have a probabilistic nature (because of the probabilistic nature of the wave function). However, namely their geometry is most informative and important for applications. In Section 4, it is shown that every trajectory is one-dimensional trajectory which represents a sequence of segments at the ends of which there are quantum turning points [3] arising in the solution of the proposed equation, $\hat{p}\Psi_n = m\frac{d\hat{y}}{dt}\Psi_n$. Number of segments coincides with the quantum number n of the wave function Ψ_n (see [Figure 1](#)).

In the classical turning point, the velocity of electron is equal to zero $\left(v_y = \frac{dy}{dt} = 0\right)$, that is, in the turning point the sign of velocity is changed on the opposite one [4]. Thus, the quantum turning points at the ends of every segment create the conditions for confinement of charged particle, oscillating within the segment between these two turning points. Electrons obey the Fermi-Dirac statistics. All this creates conditions for mutual isolation of segments and the possibility of filling them with particles according to the principle: one segment contains one particle or contains no particles. Each wave function Ψ_n corresponds to the fixed energy E_n [1] and to the number of n of segments, isolated from one another (Section 4). Each isolated segment can be filled with one fermion (electron), that is, the number of electrons filling these segments varies from 1 to n . The collection of all these segments corresponds to a single trajectory, described by a wave function Ψ_n , corresponding to the fixed energy E_n , which thus is shared between the indistinguishable electrons. Therefore the energy per electron decreases with increasing of the number of electrons (from 1 to n). Thus for each electron, in terms of energy it is most favourable to be in one segment and to oscillate between two quantum turning points, if all other segments already have been filled with electrons.

So in our scheme, in the (x, y) plane transverse to the external homogeneous magnetic field \mathbf{B} ($B_x = 0$, $B_y = 0$, $B_z = |\mathbf{B}|$) one can look for the linear quantum structures, the appearance of which in terms of energy is favourable for the charged fermions (electrons).

The conditions for the motion of the center (the point $y=0$ or $\xi=0$ in [Figure 1](#)) of linear quantum structure in the (x, y) plane transverse to homogeneous magnetic field are the conditions for the motion of the center of linear quantum oscillator in (x, y) plane transverse to homogeneous magnetic field. These conditions have been obtained by Landau in 1930 [1] and discussed here in Section 5.

It would be incorrect to apply the concept of a quantum ensemble for a group of interacting theoretical electrons, where each electron would have its own individual wave function. In order to avoid this misunderstanding, in Section 2 (according to [2]), we recall the notion of quantum statistical ensemble and discuss an application to our quantum systems. In our approach, the electrons are indistinguishable. Their trajectories are

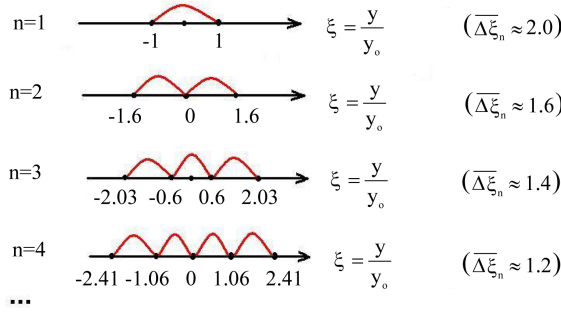


Figure 1. Segments (endpoints of theirs are connected by red arc) of a trajectory of *linear quantum oscillator* for the magnitudes of a quantum number of $n = 1, 2, 3, 4$ (Sect.4). Numerical values for ξ coordinates of the ends of segments are determined by an equation of motion along a trajectory. $\overline{\Delta\xi_n}$ is average length of a segment. y is coordinate in metrical space. For the movement in transverse magnetic field \mathbf{B} ($B_x = 0, B_y = 0, B_z = |\mathbf{B}|$) the y_0 parameter becomes [1]: $y_0 = \sqrt{\frac{\hbar c}{eB}}$.

given by the wave function Ψ_n of harmonic oscillator, which is used in the equation $\hat{p}\Psi_n = m\frac{d\hat{y}}{dt}\Psi_n$, the solution of which is a trajectory consisting of the n isolated segments (see **Figure 1**). These trajectories are obtained from the wave function Ψ_n and therefore have a probabilistic nature. We follow M. Born and A. Einstein [5], who believe that we are hardly ever able to describe the motion of a single real physical electron, but we are able to describe the motion of a quantum statistical ensemble [5]. That is what we are trying to do in our investigation.

2. Wave Function

In the experiment, we have a real particle, however in the quantum theory we can deal only with the statistical quantum ensemble. The quantum mechanics, formulated on the principles of the quantum ensembles, is described in [2], where the theoretical quantum ensemble is created by repetition of one process: one micro system (from an infinite set of absolutely indistinguishable micro systems) is put into one macro system (from an infinite set of absolutely indistinguishable macro systems), which dictates condition for micro system in a quantum mechanical sense. All of these quantum states, obtained by this method, are named as quantum (statistical) ensemble which is described by one wave function $\Psi(y)$, which, thereby, has a profound statistical nature. This determination corresponds to M.Born’s and A.Einstein’s point of view, who interpret the wave function within the statistical theory: “In any sense, the wave function does not describe the state of one separated system. The wave function describes several systems, *i.e.* an ensemble of the systems” [5]. Thus, if we use the wave function to obtain the trajectory, this trajectory can have only a statistical nature and, in any case, can not describe the motion of one physical particle. This is trajectory of *a statistical quantum ensemble*.

3. Trajectories of Statistical Quantum Ensemble

To obtain the trajectory of a quantum ensemble, we use [6] well known relation between the standard quantum operators [2]

$$\hat{p} = \mu\hat{v}, \quad \hat{p} = \mu\frac{d\hat{y}}{dt}. \tag{1}$$

Here, \hat{p} , \hat{v} , \hat{y} are operators of momentum, velocity, coordinates; μ and t are the particle mass and time.

The wave function $\Psi(y)$ describes ensemble of statistical systems [2], for which by following (1) we can write an equation

$$\hat{p}\Psi(y) = \mu \frac{d\hat{y}}{dt} \Psi(y). \quad (2)$$

For carrying out the mathematical calculations, we can choose the operator of coordinate \hat{y} in a complex form $\hat{y} = y \cdot e^{i\delta}$ where y is real coordinate, δ is a complex phase [7], and, after completion of the calculations, to return to area of real numbers, we put $\delta = 0$ [7]. Therefore, we choose the operator of coordinate $\hat{y} = y \cdot e^{i\delta}$.

This operator \hat{y} and the operator of momentum $\hat{p} = -i\hbar \frac{d}{dy}$ should be inserted into (2)

$$-i\hbar \frac{d\Psi(y)}{dy} = \mu \frac{dy}{dt} \Psi(y) e^{i\delta} \quad (3)$$

or

$$-i \frac{\hbar}{\mu} dt = \frac{\Psi(y)}{\left(\frac{d\Psi(y)}{dy} \right)} dy e^{i\delta}. \quad (4)$$

In [6], for calculation of a trajectory, the other equation is used, namely it is $\mu dr/dt = Re(\hat{p}\Psi/\Psi)$. Therefore, our trajectories and physical results do not appear in [6]; but, it is necessary to emphasize, that, in [6], the base principles for an idea for movement of a quantum statistical ensemble on a quantum trajectory are formulated. Unlike [8], our number of trajectories is limited by the quantum numbers.

For calculation of a trajectory for movement of the linear quantum oscillator, it is necessary to insert its wave function $\Psi_n(y)$ into Equation (4); here n is a number of quantum level.

4. Application of the Method. The Linear Quantum Oscillator

4.1. The Linear Quantum Oscillator with $n = 0$

For arbitrary value of n , the wave function of linear oscillator is [1] [2]

$$\Psi_n(\xi) = \frac{1}{\sqrt{2^n \cdot n! \cdot \sqrt{\pi} \cdot y_0}} e^{-\xi^2/2} H_n(\xi), \quad H_n(\xi) = (-1)^n e^{\xi^2} \frac{d^n e^{-\xi^2}}{d\xi^n}, \quad (5)$$

where $\xi = \frac{y}{y_0}$, $y_0 = \sqrt{\frac{\hbar}{\mu\omega}}$.

For $n=0$ the function is $\Psi_0(y) = \left(\frac{\mu\omega}{\pi\hbar} \right)^{1/4} e^{-\frac{\mu\omega}{2\hbar} y^2}$ [1] [2]. Therefore for $\Psi_0(y)$ the differential equation (4) becomes

$$i\omega dt = \frac{dy}{y} e^{i\delta}, \quad (6)$$

where ω is eigenfrequency of oscillator. To determine the integral dependence of y coordinate on time t we should take a definite integral between two points $((y_1, t_1)$ and $(y_2, t_2))$ of quantum trajectory [6]:

$$i\omega \int_{t_1}^{t_2} dt = e^{i\delta} \int_{y_1}^{y_2} \frac{dy}{y}. \quad (7)$$

According to [9], the integrable function should has finite value in any point lying between the points (y_1, t_1) and (y_2, t_2) . Therefore, the point $y=0$ should not be within the interval $[y_1, y_2]$ of integration. Otherwise, the infinity arises in the equation. Therefore, if the point $y=0$ lies outside the interval $[y_1, y_2]$ of integration, we obtain

$$i\omega(t_2 - t_1) = e^{i\delta} \ln \left| \frac{y_2}{y_1} \right| \quad \text{or} \quad i\omega(t_2 - t_1) = \ln \left| \frac{y_2}{y_1} \right|^{e^{i\delta}}. \quad (8)$$

Let us determine the complex variables $z = i\omega(t_2 - t_1)$ and $y = \left| \frac{y_2}{y_1} \right|^{e^{i\delta}}$. According to the rules of complex variables [7], an Equation (8) can be rewritten as $z = \ln y$ or $y = e^z$, that is

$$\left| \frac{y_2}{y_1} \right|^{e^{i\delta}} = e^{i\omega(t_2 - t_1)}. \quad (9)$$

An equality of real parts of Equation (9) gives equation¹

$$\left| \frac{y_2}{y_1} \right| = |\cos \omega(t_2 - t_1)|. \quad (10)$$

Thus, the movement of a quantum oscillator with a quantum number of $n=0$ between the points (y_1, t_1) and (y_2, t_2) occurs under the harmonic law (10). Let us emphasize, that the point $y=0$ is a turning point [3] [4], where the velocity equals $dy/dt=0$, that is, in this point the velocity changes its direction on the opposite one. Therefore, a quantum statistical ensemble can be only in one of two areas, that is, in the area of $y>0$ or in the area of $y<0$, which have infinite lengths. Therefore for realisation of this quantum state $n=0$ it is necessary to have unlimited area of space. This condition, seems, can put some restriction on realisation of states with $n=0$ in the real physical sample² with its finite size on the (x, y) plane, and so, they will not be considered here.

The result (10) can also be expressed in the variables which are used by authors [1] [2]

$$\xi = \frac{y}{y_0}, \quad y_0 = \sqrt{\frac{\hbar}{\mu\omega}}. \quad (11)$$

For example, for these variables ξ, y_0 and $n=0$, the wave function takes more convenient form

$$\Psi_0(\xi) = \frac{1}{\sqrt{y_0\sqrt{\pi}}} e^{-\frac{\xi^2}{2}}.$$

4.2. The Linear Quantum Oscillator with $n = 1$

At the trajectory calculation, we will follow an algorithm described in Section 3, use the substitution (11) which facilitates the mathematical calculations. In this case, according to (11), we should name ξ as a coordinate along a trajectory.

For $n = 1$ the function (5) is $\Psi_1(\xi) = \frac{1}{\sqrt{2y_0\sqrt{\pi}}} e^{-\frac{\xi^2}{2}} \cdot 2 \cdot \xi$. Therefore, for $\Psi_1(\xi)$ the differential Equation (4) is

$$e^{i\delta} y_0^2 \mu \frac{d\xi}{dt} = -i\hbar \left[\frac{d}{d\xi} \left(e^{-\frac{\xi^2}{2}} \cdot \xi \right) \right] / \left(e^{-\frac{\xi^2}{2}} \cdot \xi \right) \quad \text{or} \quad e^{i\delta} \frac{\xi}{1-\xi^2} d\xi = -i\omega dt. \quad (12)$$

After integration of (12) between the points (ξ_1, t_1) and (ξ_2, t_2) of the trajectory we obtain [10]

$$e^{i\delta} \left(-\frac{1}{2} \right) \ln \left(\frac{|1-\xi_2^2|}{|1-\xi_1^2|} \right) = -i\omega(t_2 - t_1) \quad \text{or} \quad \left(\sqrt{\frac{|1-\xi_2^2|}{|1-\xi_1^2|}} \right)^{e^{i\delta}} = e^{i\omega(t_2 - t_1)}. \quad (13)$$

¹The module in the right-hand part of (9) is a result of the existence of module in the left-hand part.

²However, in our approach we do not impose any boundary condition.

The real part of secondary equation in (13) is³

$$\sqrt{\frac{|1-\xi_2^2|}{|1-\xi_1^2|}} = |\cos(\omega(t_2 - t_1))|. \quad (14)$$

From (12)-(14), we should see that $\xi = \pm 1$ are coordinates of two turning points (where the velocity $\frac{d\xi}{dt} = 0$), which form the segment where a quantum statistical ensemble can be trapped (see **Figure 1**). Therefore, for the linear quantum oscillator with a quantum number of $n = 1$ (see **Figure 1**), the function $f(\xi) = \sqrt{\frac{|1-\xi^2|}{|1-\xi_1^2|}}$ on the coordinate ξ oscillates (see (14)) within the interval $(-1; +1)$.

4.3. The Linear Quantum Oscillator with $n = 2$

For $n = 2$ the function (5) is $\Psi_2(\xi) = \frac{1}{\sqrt{2^2 \cdot 2 y_0 \sqrt{\pi}}} e^{-\frac{\xi^2}{2}} \cdot (4 \cdot \xi^2 - 2)$. Therefore, for $\Psi_2(\xi)$, the differential Equation (4) is

$$e^{i\delta} y_0^2 \mu \frac{d\xi}{dt} = -i\hbar \left[\frac{d}{d\xi} \left(e^{-\frac{\xi^2}{2}} \cdot (4 \cdot \xi^2 - 2) \right) \right] / \left(e^{-\frac{\xi^2}{2}} \cdot (4 \cdot \xi^2 - 2) \right) \quad (15)$$

or

$$e^{i\delta} d\xi \frac{2 \cdot \xi^2 - 1}{5 \cdot \xi - 2 \cdot \xi^3} = -i\omega dt. \quad (16)$$

After integration of (16) between the points (ξ_1, t_1) and (ξ_2, t_2) of the trajectory we obtain [10]

$$e^{i\delta} \ln \left(\frac{F_2(\xi_2)}{F_2(\xi_1)} \right) = i\omega(t_2 - t_1), \quad F_2(\xi) = \left| \frac{5}{2} - \xi^2 \right|^{2/5} \cdot |\xi|^{1/5}. \quad (17)$$

From the left-hand equality in (17), we obtain

$$\left(\frac{F_2(\xi_2)}{F_2(\xi_1)} \right)^{e^{i\delta}} = e^{i\omega(t_2 - t_1)}. \quad (18)$$

The real part of (18) is⁴

$$\frac{F_2(\xi_2)}{F_2(\xi_1)} = |\cos(\omega(t_2 - t_1))|. \quad (19)$$

From (16)-(19), we should see that the points $\xi = \pm\sqrt{\frac{5}{2}}$ and $\xi = 0$ are three turning points (where the velocity $\frac{d\xi}{dt} = 0$), which form two segments, isolated from one another. In each of them a quantum statistical ensemble can be trapped (see **Figure 1**).

There is approximation $\pm\sqrt{\frac{5}{2}} \approx \pm 1.6$. Therefore, for the linear quantum oscillator with a quantum number

³The module in a right-hand part of (14) is a result of existence of module in the left-hand part of (14).

⁴The module in a right-hand part of (19) is a result of existence of module in the left-hand part of (19), see right-hand equality in (17).

$n = 2$ (see **Figure 1**), the function $f(\xi) = \frac{F_2(\xi)}{F_2(\xi_1)}$ on the coordinate ξ oscillates (see (19)), if the ξ variable is changing within only one of two intervals: $(-1.6; 0)$ or $(0; 1.6)$.

4.4. The Linear Quantum Oscillator with $n = 3$

For $n = 3$, the differential Equation (4) is

$$e^{i\delta} y_0^2 \mu \frac{d\xi}{dt} = -i\hbar \left[\frac{d}{d\xi} \left(e^{-\frac{\xi^2}{2}} \cdot (8 \cdot \xi^3 - 12 \cdot \xi) \right) \right] / \left(e^{-\frac{\xi^2}{2}} \cdot (8 \cdot \xi^3 - 12 \cdot \xi) \right) \quad (20)$$

or

$$e^{i\delta} d\xi \frac{2\xi^3 - 3\xi}{-2\xi^4 + 9\xi^2 - 3} = -i\omega dt. \quad (21)$$

After integration of (21) between the points (ξ_1, t_1) and (ξ_2, t_2) of trajectory we obtain [10]

$$e^{i\delta} \ln \left(\frac{F_3(\xi_2)}{F_3(\xi_1)} \right) = i\omega(t_2 - t_1), \quad (22)$$

where

$$F_3(\xi) = \left| \xi^2 - \frac{9 + \sqrt{57}}{4} \right|^{K_-} \cdot \left| \xi^2 - \frac{9 - \sqrt{57}}{4} \right|^{K_+}, \quad K_{\pm} = \frac{\sqrt{57} \pm 3}{4\sqrt{57}}. \quad (23)$$

From (22), we have

$$\left(\frac{F_3(\xi_2)}{F_3(\xi_1)} \right)^{e^{i\delta}} = e^{i\omega(t_2 - t_1)}. \quad (24)$$

The real part of (24) is⁵

$$\frac{F_3(\xi_2)}{F_3(\xi_1)} = |\cos(\omega(t_2 - t_1))|. \quad (25)$$

From (21)-(23), we should see that the points $\xi = \pm \sqrt{\frac{9 \pm \sqrt{57}}{4}}$ are four turning points (where the velocity $\frac{d\xi}{dt} = 0$), and so trajectory has three segments, isolated from one another. In each of them, a quantum statistical ensemble can be trapped (see **Figure 1**).

There are approximations $\pm \sqrt{\frac{9 - \sqrt{57}}{4}} \approx \pm 0.60$, $\pm \sqrt{\frac{9 + \sqrt{57}}{4}} \approx \pm 2.03$. Therefore, for the linear quantum oscillator with a quantum number of $n = 3$ (see **Figure 1**), the function $f(\xi) = \frac{F_3(\xi)}{F_3(\xi_1)}$ on the coordinate ξ oscillates (see (25)), if the ξ variable is changing within only one of three intervals: $(-2.03; -0.60)$ or $(-0.60; +0.60)$, or $(+0.60; +2.03)$.

4.5. The Linear Quantum Oscillator with $n = 4$

According to (5), for $n = 4$ the differential Equation (4) is

⁵The module in a right-hand part of (25) is a result of existence of module in the left-hand part of (25) (see (23)).

$$e^{i\delta} y_0^2 \mu \frac{d\xi}{dt} = -i\hbar \left[\frac{d}{d\xi} \left(e^{-\frac{\xi^2}{2}} \cdot (16 \cdot \xi^4 - 48 \cdot \xi^2 + 12) \right) \right] / \left(e^{-\frac{\xi^2}{2}} \cdot (16 \cdot \xi^4 - 48 \cdot \xi^2 + 12) \right), \quad (26)$$

or

$$e^{i\delta} d\xi \frac{4\xi^4 - 12\xi^2 + 3}{-4\xi^5 + 28\xi^3 - 27\xi} = -i\omega dt. \quad (27)$$

After integration of (27) between the points (ξ_1, t_1) and (ξ_2, t_2) of the trajectory, we obtain

$$e^{i\delta} \ln \left(\frac{F_4(\xi_2)}{F_4(\xi_1)} \right) = i\omega(t_2 - t_1), \quad (28)$$

where

$$F_4(\xi) = |\xi|^{1/9} |4\xi^4 - 28\xi^2 + 27|^{2/9} \left| \frac{\xi^2 - \frac{7 - \sqrt{22}}{2}}{\xi^2 - \frac{7 + \sqrt{22}}{2}} \right|^K, \quad K = \frac{4}{9\sqrt{22}}. \quad (29)$$

From (28), we obtain

$$\left(\frac{F_4(\xi_2)}{F_4(\xi_1)} \right)^{e^{i\delta}} = e^{i\omega(t_2 - t_1)}. \quad (30)$$

The real part of (30) is

$$\frac{F_4(\xi_2)}{F_4(\xi_1)} = |\cos(\omega(t_2 - t_1))|. \quad (31)$$

From (27)-(29), we should see that the points $\xi = 0$ and $\xi = \pm\sqrt{\frac{7 \pm \sqrt{22}}{2}}$ are five turning points (where the velocity $\frac{d\xi}{dt} = 0$), and so trajectory has four segments, isolated from one another. In each of them, a quantum statistical ensemble can be trapped (see **Figure 1**).

There are approximations $\pm\sqrt{\frac{7 - \sqrt{22}}{2}} \approx \pm 1.07$, $\pm\sqrt{\frac{7 + \sqrt{22}}{2}} \approx \pm 2.41$. Therefore, for the linear quantum oscillator with a quantum number of $n = 4$ (see **Figure 1**), the function $f(\xi) = \frac{F_4(\xi)}{F_4(\xi_1)}$ on the coordinate ξ oscillates (see (31)), if the ξ variable is changing within only one of four intervals: $(-2.41; -1.07)$ or $(-1.07; 0.0)$, or $(0.0; +1.07)$, or $(+1.07; +2.41)$.

5. Multiparticle Oscillator

5.1. Is Filamentary Structure the “Condensate”?

In Section 4, it is shown that a trajectory of one-dimensional quantum oscillator, described by wave function Ψ_n [1] with a quantum number of n , is a set of n segments which are isolated one from another (**Figure 1**), that is, a quantum turning points at the ends of each segment create an isolation of segments one from another. In that case, two fermions (electrons) can be in these two isolated segments.

Therefore, for any constant quantum number of n , the isolated segments can be filled with electrons like it is shown in the **Figure 2**.

Thus, a linear quantum oscillator with quantum number of n is described by the wave function Ψ_n which corresponds to the energy E_n [1] and, simultaneously, corresponds to the number of n of segments, isolated

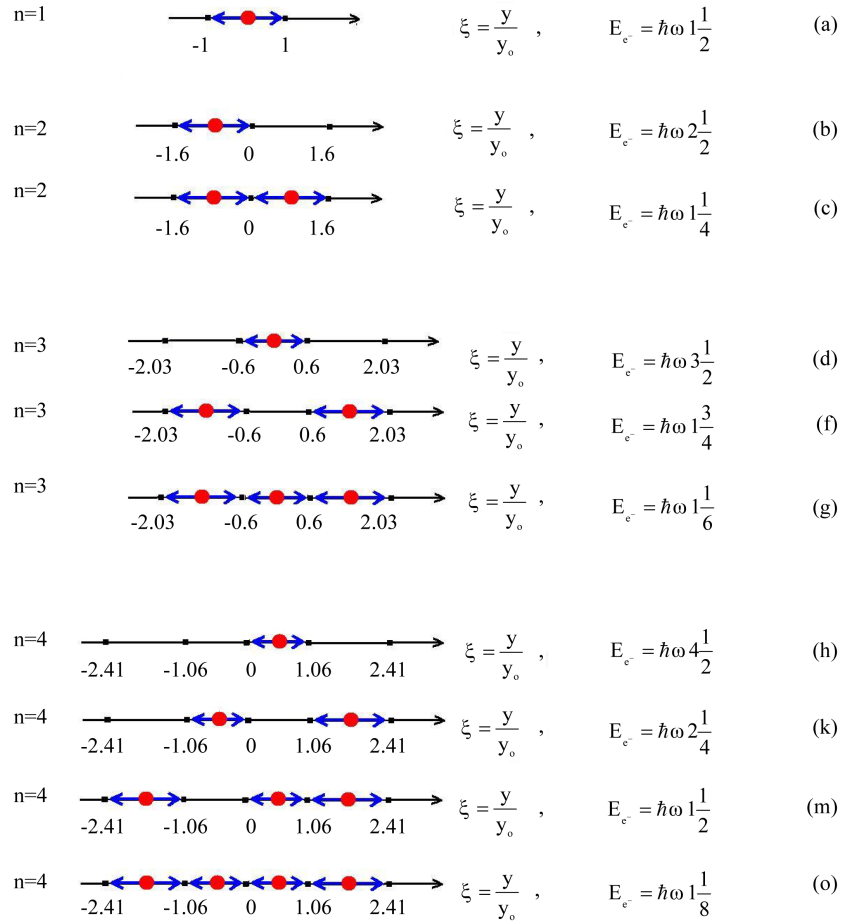


Figure 2. The possible schemes of filling with electrons (red circles) of isolated segments (see Figure 1) of trajectory for a linear quantum oscillator with a quantum number of $n = 1, 2, 3, 4$. $E_{e^-} = \hbar\omega \left(n + \frac{1}{2} \right) / m$ is the energy per one electron in given scheme of filling with the number of m of electrons. Here $\omega = \frac{eB}{\mu c}$ is cyclic frequency of electron in external transverse magnetic field \mathbf{B} ($B_x = 0$, $B_y = 0$, $B_z = |\mathbf{B}|$) [1].

one from another and filled with electrons. Therefore, for simplicity, we can suppose that the energy E_n of oscillator with quantum number of n can be shared between the electrons, which fill the segments of the oscillator (see E_{e^-} in Figure 2).

For simplicity, we have neglected the spin term in the formula for energy E_n of linear oscillator [1]. Therefore in Figure 2, the energy per one electron is $E_{e^-} = \hbar\omega \left(n + \frac{1}{2} \right) / m$, where m is the total number of the indistinguishable electrons, occupying segments of n -th level (in Figure 2 the value of m is changed from 1 to n) and $\omega = \frac{eB}{\mu c}$ is cyclic frequency of electron at its movement in external transverse magnetic field \mathbf{B} [1]. If

$m = n$ (all segments are filled), the energy per one electron is minimal, at fixed n (see E_{e^-} in Figure 2(c), Figure 2(g), Figure 2(o)). Therefore, more n means more favourable state for electron, if all segments are filled by other electrons (see E_{e^-} in Figure 2(c), Figure 2(g), Figure 2(o)). In that case, a trajectory of oscillator with quantum number of n begins being as some “condensate” states of n number of electrons which are isolated one from another, but being in one quantum filamentary structure, which has tendency to grow, whereas the

linear density of electrons in filamentary structure grows with growing n because of reduce of $\overline{\Delta\xi_n}$ with growing n (see **Figure 1**, **Figure 3** and Section 5.2).

5.2. The Density of Filamentary Structure

In Section 4, it is shown the number of segments, their average length⁶

$$\overline{\Delta\xi_n} = (\xi_n^{\max} - \xi_n^{\min})/n, \tag{32}$$

and coordinates of their endpoints are strongly correlated with a quantum number of n (see **Figure 1**). Moreover, in Section 4 it was obtained, the value of $\overline{\Delta\xi_n}$ decreases with growing n , that is, the density of filamentary structure grows with growing n . However, this result was calculated up to $n = 4$ only.

To determine the value of $\overline{\Delta\xi_n}$ for any fixed large quantum number of n , we need to solve complicated integrals (see Section 4). However, integration does not shift the points of divergence in (4). In order not to calculate these complicated integrals, we use recurrent relation for the $\Psi_n(\xi)$ function (5) (see [1])

$$\frac{d\Psi_n(\xi)}{d\xi} = \xi\Psi_n(\xi) - \sqrt{2(n+1)}\Psi_{n+1}(\xi). \tag{33}$$

So, to find the points of divergence⁷ (the turning points) ξ_i in equation (4) and then intervals $\Delta\xi_i$, we should just find the values of ξ , in which there is correct equality

$$\xi\Psi_n(\xi) - \sqrt{2(n+1)}\Psi_{n+1}(\xi) = 0. \tag{34}$$

In (5), the functions of $H_n(\xi)$ are the Hermite polynomials. Their magnitudes and properties are well studied in mathematics [1]. However, any mathematical calculations of $H_n(\xi)$ for very large n represent a great technical difficulties (see **Appendix A**), to overcome that (hopefully) will be possible on a supercomputer. In **Figure 3**, there are results obtained on a personal computer using a conventional plotter. From **Figure 3**, one can see that the value of $\overline{\Delta\xi_n}$ decreases rapidly with increasing quantum number of n .

Now we should find linear density ($1/\overline{\Delta y_n}$) of filamentary structure in the metric space. In external tran-

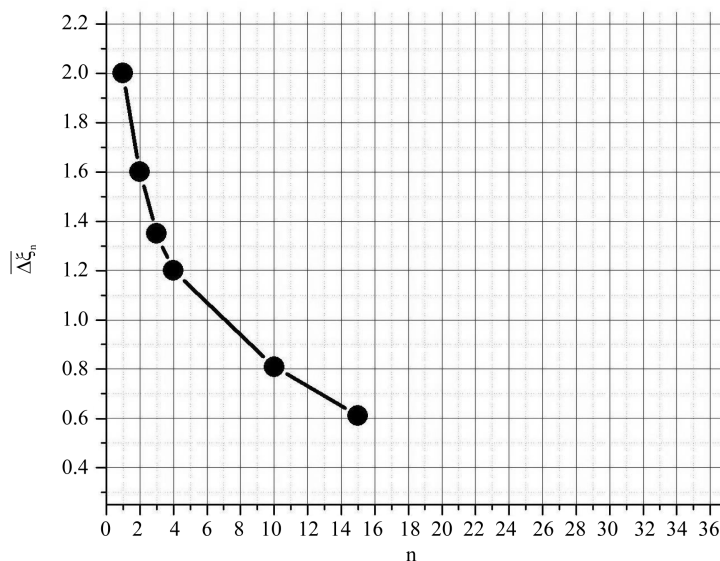


Figure 3. The points are the $\overline{\Delta\xi_n}$ values calculated (32) for the fixed quantum numbers of n .

⁶For example, $\xi_{n=4}^{\min} = -2.41$ and $\xi_{n=4}^{\max} = 2.41$ (see Section 4.5 and **Figure 1**).

⁷That is, the values of ξ_i in which there is equality $\frac{d\Psi_n(\xi)}{d\xi} = 0$.

verse magnetic field \mathbf{B} , the electron moves with the frequency of $\omega = \frac{eB}{\mu c}$ [1]. Therefore from (11) we can get y_0 and the average width of segment $\overline{\Delta y_n}$ already in metric space for the fixed quantum number of n

$$y_0 = \sqrt{\frac{\hbar c}{eB}}, \quad \overline{\Delta y_n} = y_0 \cdot \overline{\Delta \xi_n} = \sqrt{\frac{\hbar c}{eB}} \cdot \overline{\Delta \xi_n}, \quad (35)$$

where $\overline{\Delta \xi_n}$ are from **Figure 1**, (32), (34) or Section 4.

The value of $\overline{\Delta y_n}$ (35) gives information concerning the average distance between two adjacent electrons (charged fermions) in filamentary structure (under the condition that every segment was already filled by electron, **Figure 2(c)**, **Figure 2(g)**, **Figure 2(o)**, etc.). From (35), one can see that properties of $\overline{\Delta y_n}$ conform to properties of $\overline{\Delta \xi_n}$ (**Figure 3**) but strongly depend on magnetic field \mathbf{B} . In **Figure 4**, this dependence is demonstrated for different n . Thus, in one-dimensional filamentary structure, the linear density $1/\overline{\Delta y_n}$ grows with growing \mathbf{B} and n (**Figure 4**).

5.3. The Movement of Filamentary Structure

The motion inside the one-dimensional filamentary structures has been calculated in Section 4. To describe the motion of filamentary structure as a whole, we will follow [1] and use the coordinate of its center as $Y_0 = -\frac{cp_x}{eB}$ (see coordinate $y=0$ or $\xi=0$ in **Figure 1**, **Figure 2**), which simultaneously is coordinate of the centre of linear quantum oscillator (see [1]). The Y_0 coordinate is *constant*, if p_x does not change, that is, there is not any accelerating field along the x -axis. However, if constant electric field is present along the x -axis, the values of p_x and Y_0 will be changing. That is the motion in so-called crossed fields (electric and magnetic). However, electrons of filamentary structure are indistinguishable, that is, their quantum motion can not be calculated as it was done for classical electrons [11].

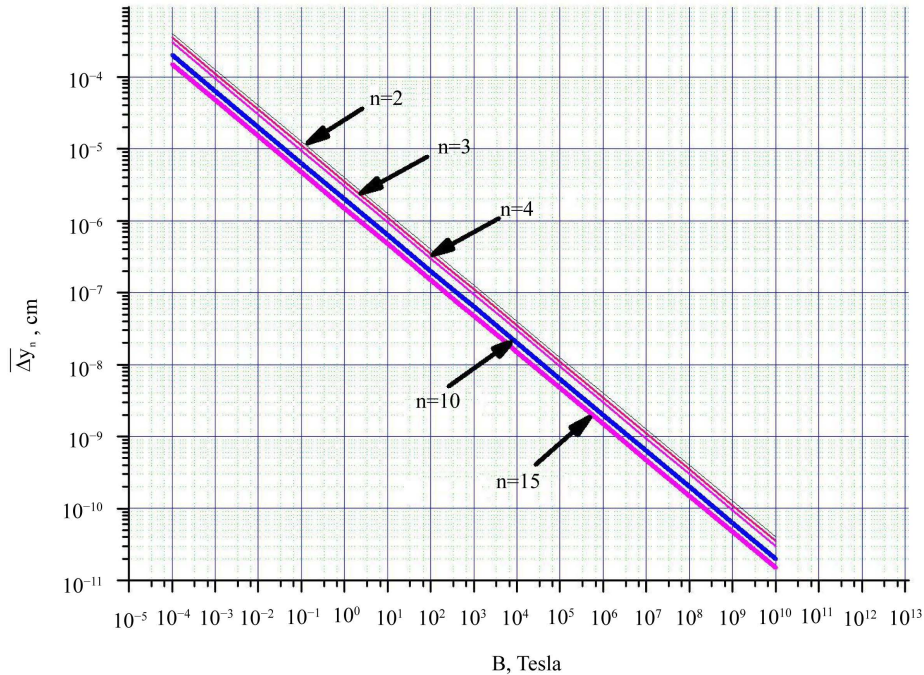


Figure 4. The dependence of the averaged length $\overline{\Delta y_n}$ (35) for n segments of the one-dimension filamentary structure (as a linear quantum oscillator with a quantum number of n) on the transverse magnetic field of \mathbf{B} ($B_x = 0$, $B_y = 0$, $B_z = |\mathbf{B}|$) at different n .

6. Conclusions

To obtain more information concerning the quantum objects, we offer to use well-known relation between the operators of the momentum, velocity, coordinate, mass and time $\hat{p} = m\hat{v} = m\frac{d\hat{y}}{dt}$ [2], which leads to an equ-

ation $\hat{p}\Psi_n = m\frac{d\hat{y}}{dt}\Psi_n$, where Ψ_n is wave function of a quantum system which we attempt to investigate. A wave function has to be treated only within the theory of quantum statistical ensembles (see [2] and Section 2). Therefore, solutions of this equation are the one-dimension trajectories of a quantum ensemble, described by the $\Psi_n(y)$ function in the metric space. These trajectories have a probabilistic character because they are obtained from the $\Psi_n(y)$ function (Sections 1, 2).

If a wave function has an oscillating form (as it is for the wave function of a harmonic oscillator at $n \geq 1$), the coordinates of its minimal and maximal values are the quantum turning points⁸ [3] which divide the particle trajectory into the number of n segments (Figure 1), isolated from each other. Therefore, Fermi-Dirac statistics allows to occupy these isolate segments by electrons on the principle: every segment has one or zero number of electrons. *A quantum structure arises.*

In [1], it is shown that in the (x, y) plane transverse to the \mathbf{B} ($B_x = 0, B_y = 0, B_z = |\mathbf{B}|$) external magnetic field, only along the y axis, there is quantization, that is, the linear quantum oscillator states occur. In our approach, this leads to formation of one-dimensional filamentary quantum structure, which can be *created by any fermions.*

The movement of one-dimensional filamentary quantum structure (in the crossed electric and magnetic fields) is discussed in Section 5.

The energy of oscillator is shared between electrons which form one-dimensional filamentary quantum structure. Therefore, it seems interesting to investigate the possible *correlations* between the oscillations of energy per one electron (E_e in Figure 2) and the number (or density) of particles and the external magnetic field \mathbf{B} (Equation (35) and Figures 2-4).

The dependence of average distance between the particles (of one-dimensional filamentary quantum structure) on the external transverse magnetic field \mathbf{B} and on the number of particles (provided that all segments are occupied by electrons) is calculated. It is given in Figure 4.

The dependence, presented in Figure 4, is connected with the one, given in Figure 3 (see Equation (35)). The properties of $\Delta\xi_n$, presented in Figure 3, are determined only by the properties of the $\Psi_n(\xi)$ wave function (see Appendix A), that is, the dependence (of Δy_n and $\Delta\xi_n$ on n), shown in Figure 3, Figure 4, is a *quantum effect.*

Figure 2 shows that the quantum states, obtained in Section 4, can be filled by indistinguishable electrons. Thus, if two electrons within two segments of one incipient filamentary structure (Figure 5) are separated by big distance in metric space and oscillate (see Sections 4.1-4.5), they “know” (Section 5.1) concerning existence each other without visible interaction between them. It is like an effect of *non-locality.*

In Section 5.1, it is discussed that an energy per one electron of filamentary structure is reduced with growing quantum number of n (Figure 2(c), Figure 2(g), Figure 2(o), etc.), that is, filamentary structure has tendency to grow. In Section 5.2, it is shown that the density of electrons grows with growing quantum number of n , that is, with number of electrons in filamentary structure (Figure 4). These properties of filamentary structure look like a *gravitational attraction.*

Figure 4 gives information concerning the density of electrons in the one-dimension filamentary structure as a function of external transverse magnetic field \mathbf{B} and of a quantum number of n (or of number of particles



Figure 5. An incipient filamentary structure with big n as a sample of non-local behaviour of two electrons, far separated in metrical space, which “know” (Section 5.1) each concerning existence of other one without visible interaction between them.

⁸where the velocity takes the value $v_y = \frac{dy}{dt} = 0$

$m = n$ in filamentary structure). However, instead of electrons, the protons or nuclei could be considered (or any composite or elementary fermions). Thus, the dependence, presented in **Figure 4**, can open the way to *nucleosynthesis*.

In Equation (35), there is no dependence of $\overline{\Delta y_n}$ on the particle mass μ . This dependence occurs only for a frequency $\omega = \frac{eB}{\mu c}$ [1]. Therefore, **Figure 2** and **Figure 4** could open the way to *trapping* of any charged particles to manipulate with them.

Offered approximation could be applied to investigate of two-dimensional structures in magnetic field. However, these structures could be formed instantly and locally in any place where there is two-dimensional movement of charged fermions in transverse homogeneous magnetic field. Change in the direction of the magnetic field leads to the collapse of one-dimensional quantum filamentary structures and to their instant formation in a new plane transverse to the new direction of the magnetic field. To the casual observer it looks like chaos (or “crazy” dance of particles) whereas, in fact, it is continuous transformation from one quantum structure to another.

Therefore, investigation of local magnetic fields in different structures could be useful for understanding the nature of appearance of structures.

The possible applications of offered approach could be found in [12], where one-dimensional filamentary multiparticle quantum structure was named as United Quantum Oscillator (UQO).

Acknowledgements

I am grateful to V. M. Chudakov for useful discussions, K. G. Gulamov for help and V. Sh. Navotny for providing the Internet communications. My special thanks to E. N. Tikhonov for his patience and support.

References

- [1] Landau, L.D. and Lifshitz, E.M. (1974) Quantum Mechanics. Nauka, Moscow City.
- [2] Blokhintsev, D.I. (1976) Foundations of Quantum Mechanics. Nauka, Moscow City.
- [3] Wichmann, E.H. (1971) Quantum Physics. Berkeley Physics Course. McGraw-Hill Book Company.
- [4] Landau, L.D. and Lifshitz, E.M. (1965) Mechanics. Nauka, Moscow City.
- [5] Einstein, A. (1965) Physics and Reality. Nauka, Moscow City.
- [6] Chudakov, V.M. (2010) Physical-Technical Institute of Uzbek Academy of Science. Tashkent. Report No.011.
- [7] Sveshnikov, A.G. and Tikhonov, A.N. (1967) The Theory of Functions of Complex Variable. Nauka, Moscow City.
- [8] Feynman, R.P. and Hibbs A.R. (1968) Quantum Mechanics and Path Integrals. Mir, Moscow City.
- [9] Fikhtengoltz, G.M. (1956) Principles of Mathematical Analysis. Nauka, Moscow City.
- [10] Dwight, H.B. (1961) Tables of Integrals and other Mathematical Data. The Macmillan Company, New York.
- [11] Artsimovich, L.A. and Lukyanov, S.Yu. (1972) The Moving of Charged Particles in the Electric and Magnetic Fields. Nauka, Moscow City.
- [12] Lugovoi, V.V. (2013) United Quantum Oscillator. Molecular Bond, Graphene, Plasma, Fusion. LAP Lambert Academic Publishing, Saarbrücken.

Appendix

From Equation (4), one can see that the y (or ξ , see (11)) coordinates of turning points are determined by an equation $v_y = \frac{dy}{dt} = 0$ which means $\frac{d\Psi_n(\xi)}{d\xi} / \Psi_n(\xi) = 0$. Therefore, the turning points are the points where there is an extremum of the $\Psi_n(\xi)$ function (that is, its minimal and maximal values).

An Equation (5) shows identity of points of extremum for the $\Psi_n(\xi)$ and $H_n(\xi)$ functions. One of the properties of the $H_n(\xi)$ function is that, along the ξ -axis, the “density” of these points of extremum grows with growing n , and we obtain the **Figure 3**. Thus *the dependence shown in Figure 3 reflects the properties of wave function*.

Equation (33) opens the way to calculate these points of extremum by an Equation (34), and then to obtain the dependence of $\Delta\xi_n$ on n for very large values of n .

The computational problem is that the numerical coefficients of $H_n(\xi)$ function is $\sim 10^{20}$ for $n \approx 20$, whereas it would be interesting to know the linear density of particles $(\Delta\xi_n)$ for the value of $n \sim 10^{15}$. It could be useful information, related to the two-dimension electron density on the graphene surface, or connected with density of a two-dimensional plasma instability in the process of nucleosynthesis, or related with other collective phenomena.